



Bathroom Safety SmartCare Range

Intelligent hygiene – Made in Germany.





Nature & Technology – Made in Germany.

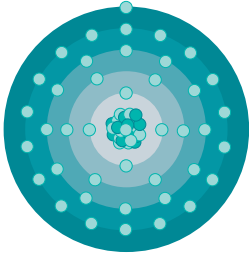
Biology & technology, otherwise known as bionics. Essentially, this means copying the professionals. After all, if you look closely, nature is full of creatures and elements that are characterised by unique and extremely useful properties. Our experts take what Mother Nature shows us and turn it into technology. Patented SilverLine technology, lotus effect: When developing our products, we use innovative materials and technologies inspired by nature – to make your everyday hygiene even more convenient and easier.

The “H&M SmartCare range” brand offers premium bathroom & WC products that are tailored to satisfy all the very individual needs of customers while also meeting the demands of everyday care and rehabilitation. Functionality, ergonomics and optimum operability are the decisive factors here.

“H&M SmartCare” thus makes an important contribution to keeping day-to-day life simple and respects the right to dignity and privacy of its end users.



SilverLine technology – the formula for optimal hygiene.



Antibacterial effect thanks to silver ions.

Using advanced additive technology, the Fraunhofer Institute has succeeded in embedding silver particles in plastic. This produces an antibacterial effect that is also active against multi-resistant MRSA germs and prevents bacterial infections. Reliably kills 99.9 % of all germs and pathogens. SilverLine toilet seat raisers, bathlifts, shower chairs and shower stools from H&M SmartCare actively support your health protection.



Lotus effect. Inspired by nature.

The surface and material structure of our H&M SmartCare products is water and dirt repellent – similar to the lotus effect, that is, how water drops roll off the leaves of the lotus flower. Dirt particles remain bound in the water, do not adhere to the product surface and are simply washed away with the water.

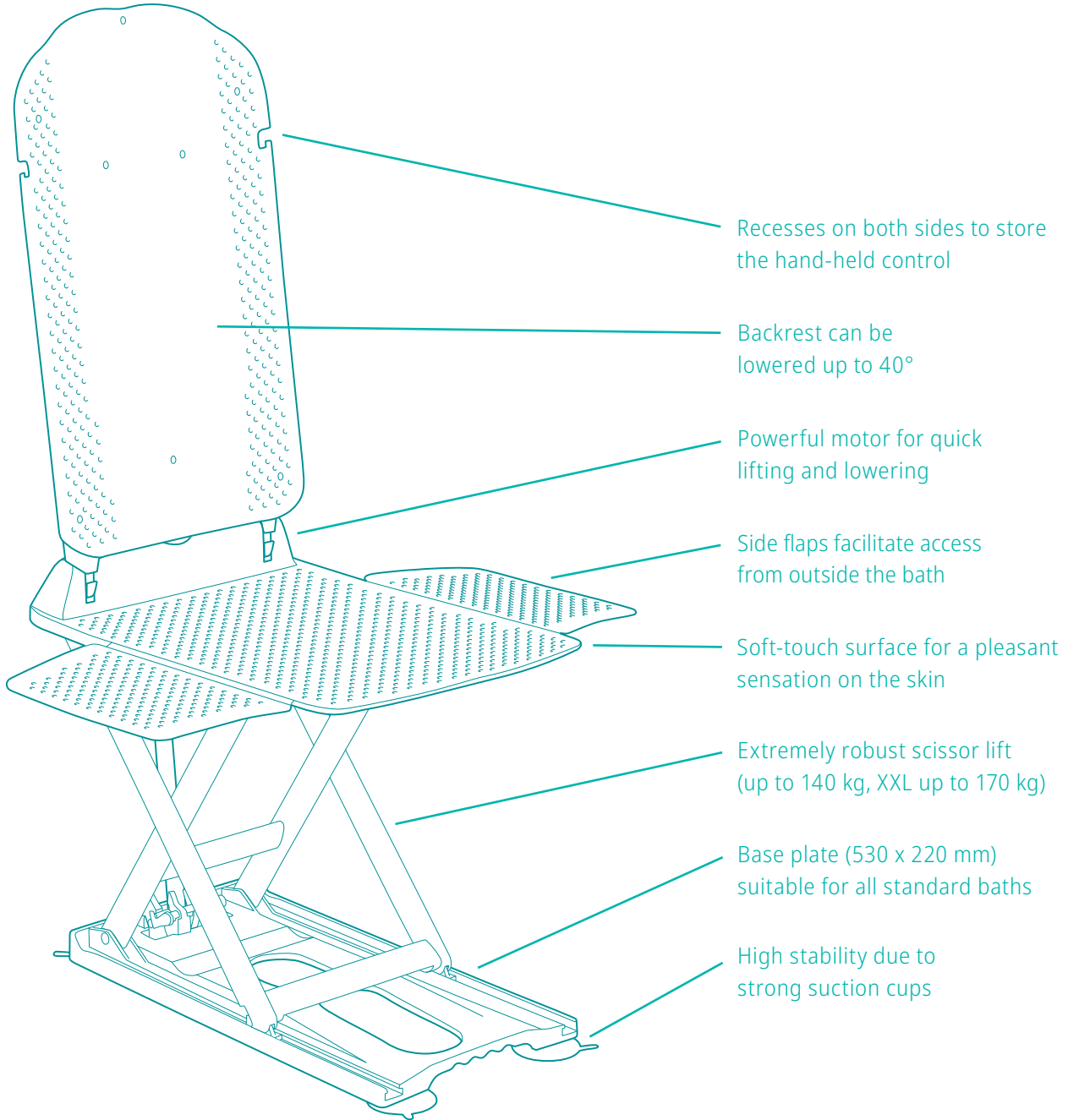
All this means active health protection with SilverLine technology.

Developed in cooperation with:



SilverLine technology at a glance.

- > Material designed for heavy-duty use
- > Reduced surface tension repels water and dirt, similar to the lotus effect
- > Scratch- and abrasion-resistant, skin-friendly and very easy-to-clean soft-touch surface
- > Material also contains silver particles. In a moist environment, silver ions are released, which then destroy any bacteria adhering to the surface
- > Reliably kills 99.9 % of all germs and pathogens
- > Also actively effective against multi-resistant MRSA germs



KANJO Bathlifts.

Optimal hygiene – soothing relaxation.

For many people, taking a bath is synonymous with soothing body care and relaxation. However, people with physical disabilities often find it difficult to get in and out of a bath. The KANJO bathtub lift makes bathing relaxing again. The side flaps installed as standard make it easier to get in and out. The ergonomically shaped seat and back areas, the angle of the back rest which can be adjusted at the touch of a button, and the optional soft covers guarantee a resting position of unparalleled comfort.

“Power” hand-held control.

- 4-cell lithium ions
- Fast charging technology (1h charging time)
- Highest capacity: 7 cycles at 140 kg
- Ultimate switched power supply technology
- Speed: 30-40 % faster than comparable models



KANJO SilverLine

Colour	White / Aquamarine
Seat width (mm)	375 / 710 (with side flaps)
Seat depth (mm)	500
Seat height (mm)	65–455
Back rest width (mm)	350
Back rest height (mm)	680
Stand space W x H (mm)	220 x 530
Max. user weight	140
Weight incl. hand control (kg)	10.9
Item no.	750/30

KANJO Bathlifts.

KANJO SilverLine XXL.

→ For loads up to 170 kg




KANJO

In both the »Eco« and »Power« performance classes, the KANJO adds safety and freedom in the context of routine personal hygiene. Optional covers made of tear-resistant and, in some cases, antibacterial materials add even greater comfort.

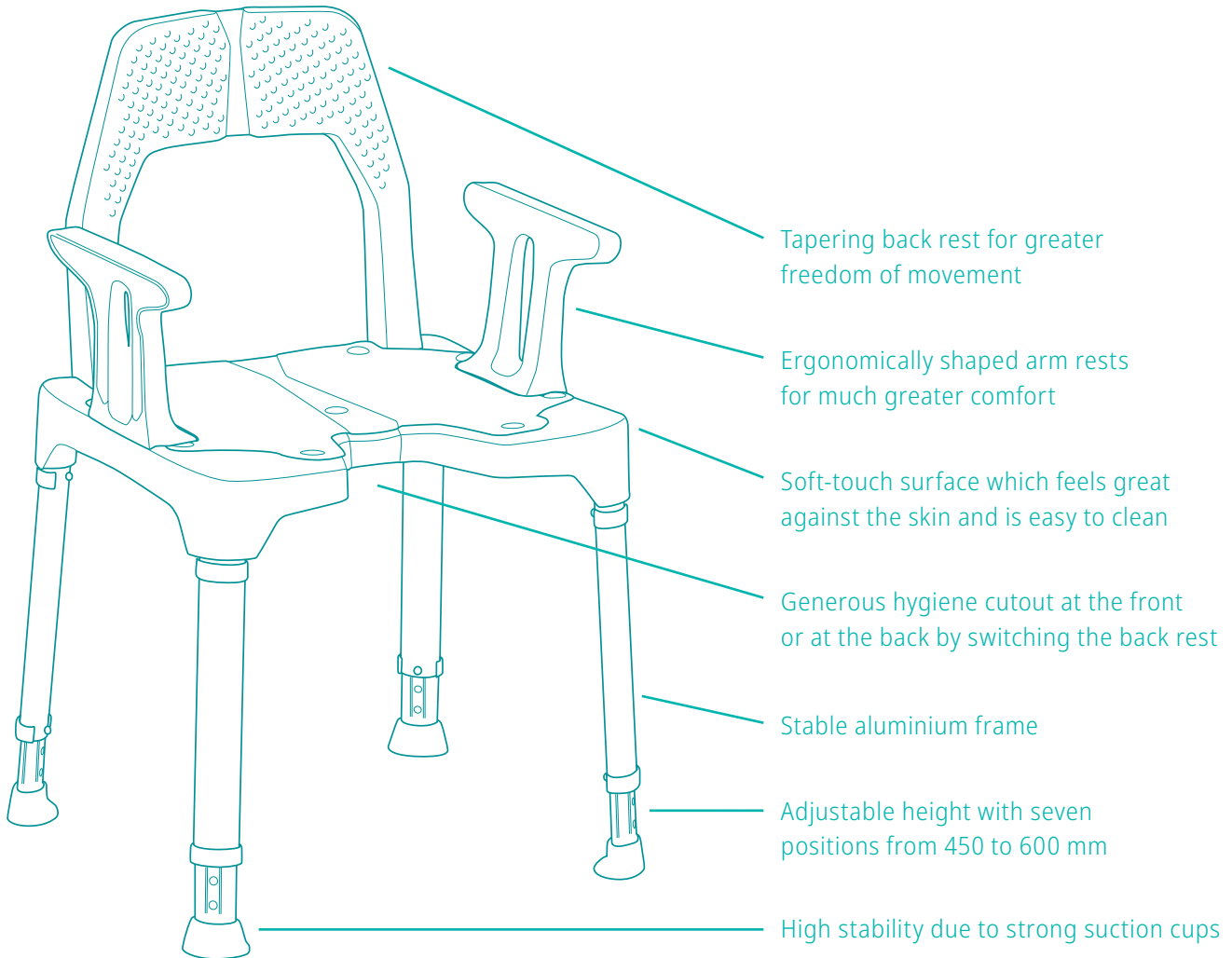
	KANJO SilverLine XXL	KANJO Power / Eco
Colour	White / Aquamarine	White / Blue or white
Seat width (mm)	375 / 710 (with side flaps)	375 / 710 (with side flaps)
Seat depth (mm)	500	500
Seat height (mm)	65–455	65–455
Back rest width (mm)	350	350
Back rest height (mm)	680	680
Stand space W x H (mm)	220 x 530	220 x 530
Max. user weight	170	140
Weight incl. hand control (kg)	11.5	10.8
Item no.	750/31	(see table on the right)

	KANJO Power / Eco
	Item no.
»Power« without covers	750/50
»Power« standard covers, blue	750/62
»Power« standard covers, white	750/64
»Eco« without covers	750/51
»Eco« standard covers, blue	750/63
»Eco« standard covers, white	750/65

Transfer aids and turning aids.



	Turning aid	Transfer aid with turning aid	Turning aid, antibacterial	Transfer aid with turning aid, antibacterial
Colour	White / Blue cover	White / Blue cover	White / Aquamarine cover	White / Aquamarine cover
Overall width (mm)	320	320	320	320
Overall length (mm)	320	411	320	411
Overall height (mm)	22	22	22	22
Diameter (mm)	320	320	320	320
Max. user weight (kg)	140	140	140	140
Weight (kg)	1.1	1.3	1.1	1.3
Item no.	750/12	750/14	750/33	750/32



TAYO Shower chairs and stools.

Intelligent shape for maximum flexibility.

The new shower stools and chairs in the TAYO series impress with a whole host of intelligent properties: The modular attachment system allows uniquely flexible adaptability. The shower stool and chair can be supplemented with arm rests as required.

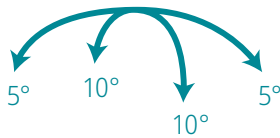
The hygienic cutout can be aligned either to the front or to the rear by simply repositioning. The optional seat pads and cover caps for unused recesses create unparalleled user comfort.



TAYO Shower Chair SilverLine

Product version	with arm rests, antibacterial
Colour	Light grey / Black
Seat width (mm)	420* / 500
Seat depth (mm)	420
Seat height (mm)	440–590
Back rest height (mm)	370
Overall height (mm)	810–960
Overall dimensions W x L** (mm)	530–545 x 500–520
Arm rests W x L x H (mm)	35 x 270 x 190
Back rest angle (°)	7
Max. user weight	130
Weight*** (kg)	4.58
Item no.	430114

*incl. arm rests **min. to max. extend of legs ***without accessories



MDR conformity.

All the shower chairs and stools in the TAYO series comply in full with the requirements of the new Medical Device Regulation (MDR) to ensure greater patient protection.

Increased tilt stability of up to 5° on each side and up to 10° forwards and backward makes any model a truly reliable companion for day-to-day hygiene.

TAYO Shower chairs and stools.

Compact dimensions.

All the models in the TAYO series have identical legs. The innovatively shaped rubber feet face inwards to save space, thus ensuring compact external dimensions for optimal placement of the shower chair or stool while increasing slip resistance.

The specially developed dirt- and water-repellent soft-touch surface structure makes cleaning easier and guarantees a secure grip for users.



TAYO Shower Stool

TAYO Shower Stool

	without arm rests	with arm rests
Product version	without arm rests	with arm rests
Colour	White / Silver matt	White / Silver matt
Seat width (mm)	500	420
Seat depth (mm)	420	420
Seat height (mm)	440–590	440–590
Back rest height (mm)	-	-
Overall height (mm)	440–590	620–780
Overall dimensions W x L** (mm)	530–545 x 500–520	530–545 x 500–520
Arm rests W x L x H (mm)	-	35 x 270 x 190
Back rest angle (°)	-	-
Max. user weight	130	130
Weight*** (kg)	3.3	3.92
Item no.	430101	430102

*incl. arm rests **min. to max. extend of legs ***without accessories

**TAYO Shower Chair**

without arm rests

White / Silver matt

500

420

440-590

370

810-960

530-545 x 500-520

-

7

130

3.96

430103**TAYO Shower Chair**

with arm rests

White / Silver matt

420

420

440-590

370

810-960

530-545 x 500-520

35 x 270 x 190

7

130

4.58

430104

Maximum freedom of movement.

The stable, upwardly tapering back rest ensures a secure hold and maximum freedom of movement for personal hygiene around the shoulders and under the arms.

Unbeatable sitting comfort.

The ergonomically shaped arm rests ensure plenty of space for the legs. Soft roundings offer maximum sitting comfort.

Options.



Seat pad

Skin-friendly seat pad with central recess for easy water drainage. Easy to attach and remove.



Cover caps, set of 2.

For form-fitting coverage of unused recesses in the seat surface.

TAYO Triangular and round shower stools.

TAYO triangular shower stool.

Tailored to ergonomic requirements, the TAYO shower stool with saddle seat offers maximum comfort and compact dimensions. The hygienic cut-out, which can be used both at the front and at the back, makes daily personal hygiene easier.



TAYO Shower Stool SilverLine



TAYO Shower Stool

Product version	triangular, antibacterial	triangular
Colour	Light grey / Black	White / Silver matt
Seat width (mm)	380	380
Seat depth (mm)	340	340
Seat height (mm)	440–590	440–590
Overall dimensions W x L* (mm)	430–450 x 395–410	430–450 x 395–410
Max. user weight	130	130
Weight** (kg)	2.1	2.1
Item no.	430115	430105

*min. to max. extend of legs **without accessories

TAYO round shower stool.

Compact size, very secure stand: The TAYO round shower stool is a reliable, stable aid for daily body hygiene. Optionally available with a turning plate that includes a seat pad for greater movement and comfort.

The TAYO round shower stool with SilverLine technology is synonymous with maximum hygiene thanks to the antibacterial material with lotus effect.



TAYO Shower Stool SilverLine

TAYO Shower Stool SilverLine

TAYO Shower Stool

TAYO Shower Stool

round, antibacterial

round, antibact., with rotary plate

round

round, with rotary plate

Light grey / Black

Light grey / Black

White / Silver matt

White / Silver matt

320

320

320

320

320

320

320

320

440-590

450-600

440-590

450-600

440-470 x 440-470

440-470 x 440-470

440-470 x 440-470

440-470 x 440-470

130

130

130

130

2.1

2.7

2.1

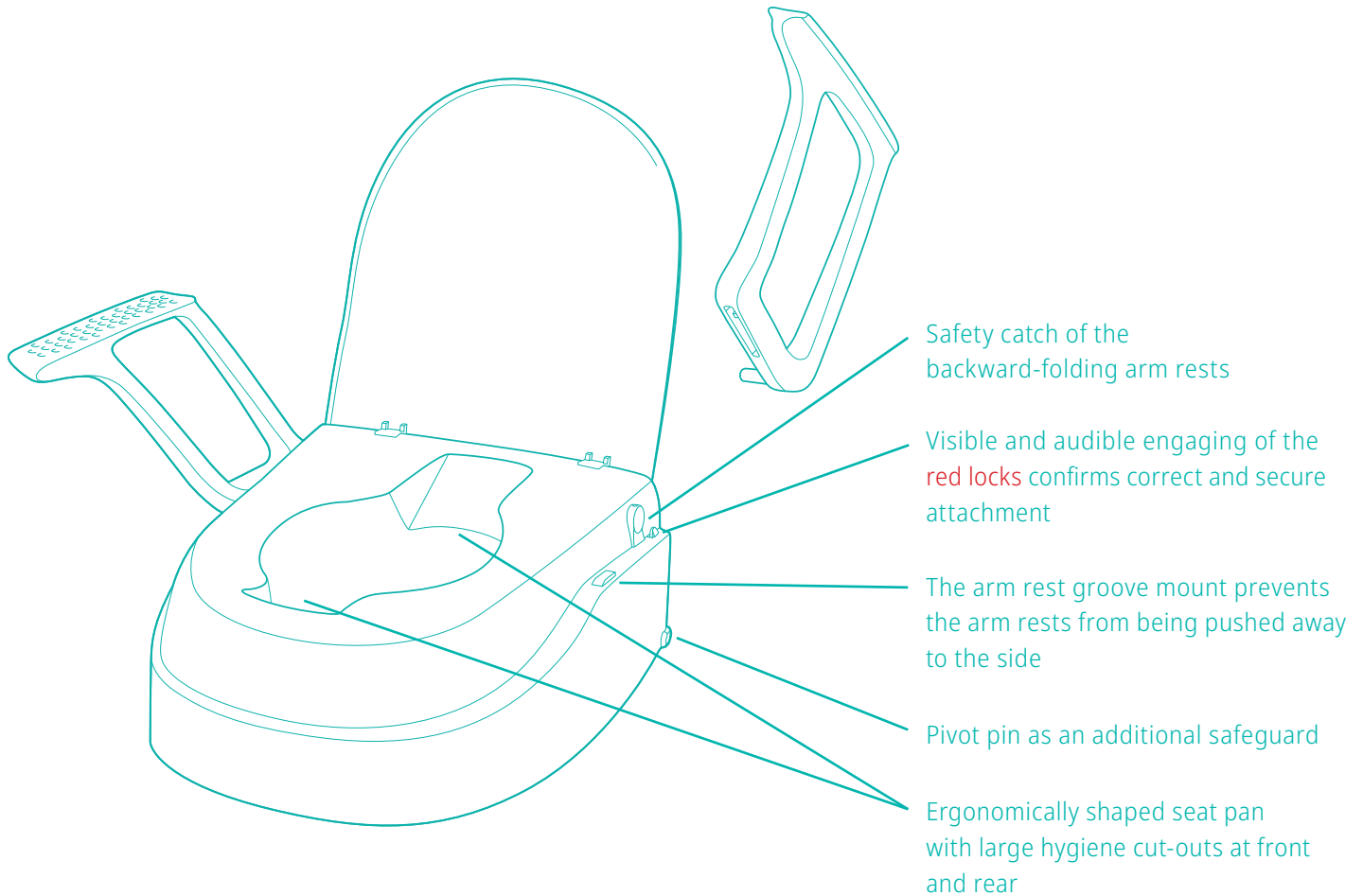
2.7

430116

430117

430106

430107



Height adjustment at the front with anti-slip coated locks



Mount bridge, which securely connects the toilet seat raiser to the ceramic with the two red locks (height adjustment at the rear)

SmartFix Toilet seat raiser.

Full confidence for your personal health protection.

Thorough personal hygiene is an important building block for personal health protection. The permanently secured SmartFix toilet seat raiser offers the elderly and people with restricted mobility a very safe and comfortable sitting experience. An experience that fosters confidence – enabling users to carry out everyday hygiene independently.



SmartFix SilverLine

Product version	antibacterial, with arm rests
Colour	White
Seat height (mm)	80 / 120 / 150
Arm height (mm)	200
Opening L x W (mm)	255 x 195
Dimensions W x L x H (mm)	497 x 560 x 377
Max. user weight (kg)	120
Max. user weight arm rests (kg)	60 each
Weight (kg)	4.2
Item no.	429114

SmartFix Toilet seat raiser.

- Simple and rapid installation from above
- Suitable for all standard WCs – including with a closed ceramic shape
- Height increase of 80, 120 or 150 mm
- Anatomically shaped seat pan with large hygiene cut-outs at front and rear
- For loads up to 120 kg
- Can be used as a comfortable seat when the toilet lid is closed
- Folding arm rests offer great safety



	SmartFix	SmartFix
Product version	with arm rests	without arm rests
Colour	White	White
Seat height (mm)	80 / 120 / 150	80 / 120 / 150
Arm height (mm)	200	-
Opening L x W (mm)	255 x 195	255 x 195
Dimensions W x L x H (mm)	497 x 560 x 377	497 x 455 x 177
Max. user weight (kg)	120	120
Max. user weight arm rests (kg)	60 each	-
Weight (kg)	4.2	2.82
Item no.	429112	429113

Can be used as a comfortable seat
when the toilet lid is closed.



The “Relaxon” toilet seat raiser for on the go.

Flexible safety: The Relaxon toilet seat raiser, available with or without a lid, offers maximum seating comfort and is very simple to assemble. This means that you can enjoy your customary safety in everyday hygiene even when travelling.

Relaxon SilverLine.

- Scratch- and abrasion-free surfaces
- Material with low thermal conductivity, does not cool body
- Antibacterial material thanks to silver ions
- Easy to clean thanks to nanotechnology

Relaxon.

- Attachment made of high-quality ABS plastic
- Anatomically shaped seat
- Large hygiene cutouts front and back
- Fast fitting without tools, transportable
- Secure hold thanks to the rounded profile on the side attachment systems
- For all standard WC bowls
- Max. user weight of 200 kg
- Raises the toilet height by 100 mm



	Relaxon SilverLine	Relaxon	Relaxon
Product version	antibacterial, with lid	with lid	without lid
Colour	White	White	White
Seat height (mm)	100	100	100
Opening L x W (mm)	277 x 205	277 x 205	277 x 205
Overall dimensions W x L x H (mm)	370 x 400 x 100	370 x 400 x 100	370 x 400 x 100
Max. user weight (kg)	200	200	200
Weight (kg)	1.4	1.4	1
Item no.	430302	000111	000110

Relaxon Star.

- Attachment made of high-quality ABS plastic
- Seat height and angle adjustable to 3 positions
- Upholstered arm rests made of tubular steel which can be individually swivelled and removed
- Integrated splash guard
- Simple and fast installation
- Lateral anti-slip protection
- Suitable for all standard WC bowls

Easy handling thanks to the patented fast-locking mechanism



Relaxon Star

Product version	with arm rests
Colour	White
Seat height (mm)	80 / 100 / 130
Opening L x W (mm)	295 x 225
Overall dimensions W x L x H (mm)	590 x 510 x 195
Max. user weight (kg)	130
Weight (kg)	5.6
Item no.	000109

H&M SmartCare.

Innovative product solutions for optimal hygiene.





Manual wheelchairs

Power wheelchairs

Rollators

Walking frames

Walking aids

Scooters

Powered drives

Bath & toilet

XXL Products

Anti-decubitus

CustomLine (XXL configurator)

H&M Bathroom Safety SmartCare Range

3-6 Station Road

Consett

Co durham

DH8 5RL

<https://hmmobility.co.uk/>

HEALTH  MOBILITY



Health & Mobility Ltd

Bathlifts